

Holiday Themed Virtual Choice Board

Games to Play/Things to Do:



Holiday Charades or Pictionary

Draw or Act out your favourite holiday:
- Movie, Drink, Food, Song, Gift
See if the other person can guess! **You can use the Whiteboard feature on Zoom to draw virtually, or post paper on a wall and draw on that while video chatting)*



Emoji Movie trivia

Guess the holiday movie based on the emojis. See the **attached game in your email**. **You can share your screen while using Zoom so that you can both see the Game sheet.*




Dissolving Candy Cane Experiment

All you need is candy canes, water and a jar. Click [here](#) for full directions and more holiday themed science experiments.



Name that Holiday Tune!

Find some holiday songs on YouTube and play them for each other while the other person tries to guess. Or, **sing a holiday song, but only use the word "Doo"** as you sing it and see if the other person can guess!

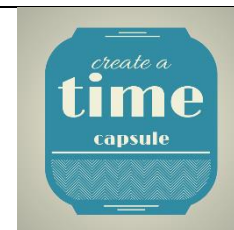


Write a Letter/Holiday Card to Canadian Armed Forces

Write a letter together with your mentee to the Canadian Armed Forces. **You can mail the letter to:**

Any Canadian Armed Forces Member
P.O. Box 5004
Stn Forces
Belleville, ON
K8N 5W6

Envelopes need a stamp and need to be mailed and received in Belleville before Dec 9th to reach in time. **If your mentee can't mail theirs, you can gather their ideas during your meeting and write it down for them while you are together and mail on their behalf.*



Make A Time Capsule

2020 has definitely been one for the books! You and your mentee can both make a Time Capsule to capture some of these historic moments we are living in.

Ideas of what to include:


- Write down popular songs & tv shows
- Trending Phrases (ex. Flatten the Curve, Lockdown)
- Items such as hand sanitizer.

Click [here](#) for more details and a free template.



Christmas Carol Chaos Trivia

Play the "Christmas Carol Chaos" Game attached in your email where you have to guess the song based on the facts.



Holiday Riddles

Try some of the holiday jokes and riddles in the "Conversation Starters" below in this document.



Spot the Difference!

Try Some of the Spot the Difference Activities Below at the end of this document.

Art/Crafts Ideas:



Paper Elf Craft

Materials:

- Red and green cardstock
- Red and green glitter paper
- Small red buttons
- Small white pom poms
- Photo of face

Click [Here](#) for instructions and elf template:



Toilet Paper Grinch

Materials:

- -Collect toilet paper rolls
- -Paint, pompoms, coloured paper, glue
- -Any decorative items you want.

Find a grinch template online and cut out, glue template onto paper towel roll. Take pom poms and glue across the half of the grinch body (top and bottom). Cut out a red hat and glue on a white pom pom on the top of the Santa hat then glue Santa hat on the toilet paper roll.



Homemade Christmas Ornaments

Materials:

- Coloured popsicle sticks
- Stickers, pompoms, rhinestones, glitter
- String
- Glue gun

These ornaments are an easy and fun craft you and can do with your mentee for the holidays!

Click [here](#) for ideas.



New Year Wand

Use paper, coloring pencils, popsicle stick, straws and pipe cleaners to make a New Years Wand. Draw a Star for the top and write a New Years Message on it.



Make Homemade Holiday Cards

Gather some paper and pens/pencil crayons to make some cards together virtually while video chatting.

Click [Here](#) and [here](#) for some ideas.



Leftover Wrapping Paper Craft

Use leftover wrapping paper to create various crafts! Click [here](#) for info and a list of ideas.



Festive Pinecone or Rock Painting

Paint and decorate rocks and pinecones with sequins etc...with some words of hope. To make a small pinecone tree, paint and glue cotton balls for the base.



Pipe Cleaner Wreath

Materials:3 pipe cleaners (green and red)

Using your finger, you will twist all the way around leaving little whole in-between each twist to create a wreath.



Toilet Paper Reindeer

Collect toilet paper rolls, markers, pompoms, coloured paper and glue. Use a pompom for the nose and cut coloured paper for the antlers and glue on.

Baking/Cooking Ideas:



Christmas Shaped Cookies

Bake simple sugar cookies together if your mentee is old enough or has a parent around and has the means to bake and decorate. Or Decorate pre-made cookies together.



Hot Chocolate Bombs

Ingredients/Supplies:

- Sphere shaped molds
- Chocolate chips
- White chocolate chips (optional)
- Mini marshmallows
- Hot chocolate mix

Full recipe and video can be found [here](#).



Gingerbread House Decorating

If you and your mentee have a pre-made gingerbread house at home you can both decorate them together while video chatting!

Conversation Starters- Holiday Related Jokes & Riddles

Q. What do you call Santa when he stops moving?

A. Santa Pause

Q: Where does a snowman keep his money?

A: In a snow bank.

Q: How do you scare a snowman?

A: You get a hairdryer!

Q: What is a Christmas tree's favourite candy?

A: Orna-mints!

Q: Why did Santa Clause get a parking ticket?

A: He left his sleigh in a snow parking zone

Q. What did the Gingerbread Man put on his bed?

A. cookie sheet!

Q. Where does the snowman hide his money?

A. In the snowbank

Q: What do you get when you cross an apple with a Christmas Tree?

A: A Pineapple!

Q: What do Santa's little helpers learn at school?

A: The elf-abet!

Q. Who is never hungry during Christmas?

A: The turkey because it is always stuffed

Q. Why is Santa so good at karate?

A: Because he has a black belt.

Q. I come with many colors, so beautiful and bright, I turn so many houses into a beautiful sight. What am I?

A: Christmas Lights

Q. Santa was having problems with his legs and was unable to walk so he went to the hospital to ask the doctor if he could recommend something for him. What did the doctor give to Santa to help him walk?

A: A candy cane

Q. If the end of the year is on December 31st, then what is the end of Christmas?

A: The letter S

Q. I get chopped, decorated and on one end you'll see wings on top. What am I?

A. Christmas tree

SPOT THE DIFFERENCE!

Get your eyes ready because this is tricky. Grab a timer (or move at a leisurely pace) and see how many differences you can find between the two pictures in one minute. You can have this on your computer and **use the “share your screen feature” while video chatting** with your mentee so that you can both look at this together!

1. Christmas Tree Image:

The image below has 6 different Christmas trees. One of them isn't like the others. Can you figure out which one?

Hint: Make sure you look closely at the decorations and the different snow patterns on the trees.



BrainSnack® ©PeterFrank. All rights reserved.

1. **Answer- Christmas Tree Image:** The Christmas tree that isn't like the other is number two. If you look closely, you'll notice that on all the other trees, the left and right sides are decorated with identically colored Christmas tree lights. The two lights on the bottom branches of Christmas tree number two are two different colors.

2. **Donut Differences:**

The image on the left is the original picture and the one on the right has been tweaked a little. See if you can find all 8 differences!



2. ANSWER: Donut Differences:



Images and Activity from [*https://www.rd.com/list/](https://www.rd.com/list/)